

# Paul Ricard Racing Weekend 29-31 August 2014

## C.I. Gran Turismo - Analisi Tempi Gara 1

Paul Ricard 5.842 m

001 5 Audi Sport Italia						
Giro	1	2	3	4	T. Giro	km/h
CAPELLO D.						
1	10.049	31.752	39.092	55.993	18:24'24.235	231.3
2	6.620	30.216	38.482	54.801	2'10.119	246.6
3	6.645	30.063	38.373	55.003	2'10.084	244.9
4	<b>6.577</b>	30.419	38.459	55.756	2'11.211	<b>248.3</b>
5	6.671	30.538	39.054	55.077	2'11.340	242.2
6	6.658	29.946	38.457	55.008	2'10.069	242.7
7	6.641	29.949	38.447	54.757	2'09.794	243.8
8	6.640	<b>29.900</b>	38.684	54.951	2'10.175	244.3
9	6.612	30.015	38.331	<b>54.607</b>	<b>2'09.565</b>	246.0
10	6.620	30.348	38.578	55.349	2'10.895	245.5
11	6.639	30.519	38.592	53.878	2'09.628	P 245.5
12	1'17.559	31.091	38.511	55.228	3'22.389	P 148.8
ZONZINI E.						
13	6.652	29.904	38.613	55.849	2'11.018	244.9
14	6.633	30.207	38.534	54.841	2'10.215	244.9
15	6.615	30.123	38.953	55.283	2'10.974	246.6
16	6.637	32.399	41.474	1'29.699	2'50.209	227.8
17	13.610	49.431	1'17.118	1'46.693	4'06.852	126.0
18	12.064	51.115	57.144	1'15.039	3'15.362	122.3
19	6.582	31.784	<b>37.305</b>	56.279	2'11.950	247.7
20	6.670	31.541	37.810	55.062	2'11.083	237.4
21	6.610	30.852	39.193	56.018	2'12.673	247.1

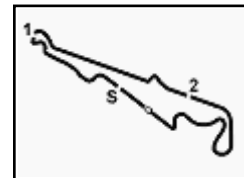
001 9 MP1 Corse						
Giro	1	2	3	4	T. Giro	km/h
BALZAN A.						
1	9.693	30.283	37.976	54.809	18:24'20.110	237.4
2	6.563	<b>29.229</b>	37.724	54.202	2'07.718	248.3
3	6.554	29.295	<b>37.653</b>	54.117	<b>2'07.619</b>	248.8
4	6.538	29.537	37.709	54.315	2'08.099	250.6
5	6.571	29.264	37.916	<b>54.041</b>	2'07.792	247.7
6	6.541	29.404	37.863	54.252	2'08.060	250.6
7	6.547	29.281	37.887	54.436	2'08.151	249.4
8	6.559	29.485	37.807	54.275	2'08.126	248.8
9	6.580	29.409	37.912	54.594	2'08.495	248.3
10	6.558	29.449	37.849	54.275	2'08.131	248.8
11	6.547	29.394	37.716	54.734	2'08.391	<b>251.7</b>
12	<b>6.502</b>	30.169	37.790	54.861	2'09.322	251.2
13	6.581	29.559	38.650	55.494	2'10.284	P 248.3
14	1'17.928	31.453	38.815	55.464	3'23.660	P 152.1
BENUCCI N.						
15	6.609	30.160	38.552	57.520	2'12.841	246.0
16	6.647	30.589	1'02.367	1'27.760	3'07.363	246.0
17	13.745	50.386	1'17.408	1'41.932	4'03.471	105.7
18	14.312	52.991	58.727	1'15.486	3'21.516	100.7
19	6.699	30.518	39.831	55.731	2'12.779	243.2
20	6.664	30.553	39.566	56.712	2'13.495	243.8
21	6.617	57.755	39.185	56.822	2'40.379	246.6

001 6 Audi Sport Italia						
Giro	1	2	3	4	T. Giro	km/h
SCHOEFFLER T.						
1	9.850	31.189	39.739	55.637	18:24'23.764	235.3
2	6.683	31.409	39.006	55.032	2'12.130	244.3
3	6.679	30.058	38.514	55.041	2'10.292	244.9
4	6.672	30.147	38.669	54.977	2'10.465	244.9
5	6.686	29.977	38.474	54.819	2'09.956	246.0
6	6.655	29.925	38.202	55.058	2'09.840	246.0
7	6.663	29.987	38.347	54.819	2'09.816	246.6
8	6.668	30.025	38.661	55.138	2'10.492	245.5
9	6.673	30.782	39.575	55.098	2'12.128	245.5
10	6.623	30.358	38.527	53.522	2'09.030	P 246.0
11	1'21.512	30.588	38.415	54.422	3'24.937	P 149.6
MAPELLI M.						
12	6.695	<b>29.429</b>	<b>37.927</b>	<b>53.894</b>	<b>2'07.945</b>	243.8
13	6.626	29.438	38.148	54.610	2'08.822	246.6
14	6.668	29.539	38.060	53.980	2'08.247	244.9
15	6.652	29.561	39.247	57.130	2'12.590	244.9
16	7.138	31.311	42.728	1'29.535	2'50.712	213.0
17	13.684	49.214	1'17.337	1'46.391	4'06.626	126.3
18	12.431	51.130	57.316	1'14.967	3'15.844	139.0
19	6.632	31.806	39.726	54.491	2'12.655	<b>248.3</b>
20	<b>6.582</b>	30.593	38.228	54.337	2'09.740	246.6
21	6.627	31.345	39.178	56.943	2'14.093	<b>248.3</b>

001 18 Autorlando Sport						
Giro	1	2	3	4	T. Giro	km/h
BERTON G.						
1	10.170	32.153	38.904	55.946	18:24'24.522	245.5
2	6.566	31.114	39.295	55.041	2'12.016	250.0
3	6.592	30.393	38.668	<b>54.647</b>	<b>2'10.300</b>	248.3
4	6.571	30.125	38.439	55.237	2'10.372	249.4
5	6.575	30.211	38.547	55.057	2'10.390	250.0
6	6.563	30.215	38.325	55.787	2'10.890	247.7
7	6.581	30.407	38.815	55.088	2'10.891	248.8
8	6.600	30.254	38.597	55.008	2'10.459	248.3
9	6.575	30.192	38.729	55.004	2'10.500	246.6
10	6.578	30.200	<b>38.320</b>	55.250	2'10.348	248.8
11	6.589	30.401	38.533	55.269	2'10.792	248.3
12	6.619	<b>30.105</b>	38.655	55.485	2'10.864	246.6
13	6.606	30.776	38.689	54.555	2'10.626	P 247.1
14	1'14.915	32.357	39.705	57.569	3'24.546	P 153.8
ROMANI E.						
15	6.635	31.241	39.937	58.064	2'15.877	246.6
16	6.608	31.490	39.469	1'23.023	2'40.590	247.1
17	14.339	48.497	1'16.499	1'47.213	4'06.548	110.9
18	11.820	51.631	56.366	1'15.352	3'15.169	130.0
19	<b>6.542</b>	32.899	39.910	1'00.375	2'19.726	<b>251.7</b>
20	6.948	32.515	40.201	56.132	2'15.796	243.2
21	6.559	31.311	39.266	56.697	2'13.833	250.0

001 8 Easy Race						
Giro	1	2	3	4	T. Giro	km/h
FERRARA L.						
1	8.953	30.463	38.401	54.331	18:24'19.497	
2	6.629	29.089	37.883	54.255	2'07.856	246.6
3	6.616	29.060	37.910	54.215	<b>2'07.801</b>	<b>247.7</b>
4	6.627	29.128	<b>37.867</b>	54.217	2'07.839	247.1
5	6.623	29.248	37.977	<b>54.076</b>	2'07.924	247.1
6	6.181	29.720	37.958	54.191	2'08.050	
7	6.636	29.091	38.114	54.310	2'08.151	246.0
8	6.612	29.085	38.052	54.240	2'07.989	247.1
9	6.618	29.208	37.952	54.666	2'08.444	247.1
10	6.621	29.180	38.038	54.443	2'08.282	246.6
11	6.643	<b>29.052</b>	38.141	54.848	2'08.684	246.6
12	<b>6.137</b>	30.131	38.139	54.706	2'09.113	
13	6.605	29.408	38.974	54.626	2'09.613	P <b>247.7</b>
14	1'30.077	31.417	39.738	56.278	3'37.510	P 149.4
MAGLI M.						
15	6.612	30.093	38.917	57.605	2'13.227	246.6
16	6.723	36.561	46.656	1'27.702	2'57.642	
17	12.036	51.444	1'17.904	1'43.801	4'05.185	
18	11.873	53.205	58.748	1'15.510	3'19.336	
19	6.612	31.146	39.385	56.484	2'13.627	<b>247.7</b>
20	6.628	31.518	39.815	56.358	2'14.319	246.0
21	6.610	30.442	39.110	56.671	2'12.833	246.0

001 22 Krypton Motorsport						
Giro	1	2	3	4	T. Giro	km/h
BIANCO R.						
1	11.125	32.883	39.903	56.003	18:24'27.263	250.0
2	6.639	30.833	39.501	56.124	2'13.097	247.7
3	6.627	30.905	39.234	56.061	2'12.827	247.1
4	6.637	30.438	39.277	55.675	2'12.027	247.1
5	6.667	31.305	39.491	55.500	2'12.963	247.1
6	6.651	30.517	39.007	55.402	2'11.577	246.6
7	6.673	30.486	39.078	55.742	2'11.979	245.5
8	6.679	30.853	39.170	55.813	2'12.515	246.0
9	6.664	30.799	39.110	55.506	2'12.079	246.6
10	6.659	30.874	39.010	55.088	2'11.631	P 245.5
11	1'18.849	31.460	39.035	55.490	3'24.834	P 148.4
PEZZUCCHI S.						
12	6.666	30.184	39.066	55.420	2'11.336	246.6
13	6.678	29.927	<b>38.406</b>	<b>55.040</b>	<b>2'10.051</b>	246.6
14	6.634	<b>29.762</b>	38.957	55.572	2'10.925	247.1
15	6.693	30.206	39.237	55.953	2'12.089	245.5
16	6.645	30.509	39.177	1'12.005	2'28.336	247.1
17	14.946	48.329	1'16.022	1'47.664	4'06.961	119.9
18	13.121	50.001	56.541	1'14.262	3'13.925	170.9
19	<b>6.570</b>	31.383	39.508	55.734	2'13.195	<b>251.2</b>



Paul Ricard 5.842 m

# Paul Ricard Racing Weekend 29-31 August 2014

## C.I. Gran Turismo - Analisi Tempi Gara 1

001 27 Scuderia Baldini 27 Network						
Giro	1	2	3	4	T. Giro	km/h
GIAMMARIA R.						
1	9.221	29.950	38.110	54.144	18:24'18.774	242.7
2	6.584	29.510	<b>37.683</b>	54.031	2'07.808	249.4
3	6.586	29.152	37.904	<b>53.933</b>	<b>2'07.575</b>	249.4
4	6.592	29.358	37.786	53.979	2'07.715	249.4
5	6.586	29.182	37.835	54.335	2'07.938	<b>250.0</b>
6	6.594	29.179	37.852	54.038	2'07.663	249.4
7	6.594	29.140	37.882	54.102	2'07.718	248.8
8	6.578	29.201	37.924	53.989	2'07.692	<b>250.0</b>
9	6.575	<b>29.123</b>	37.821	54.141	2'07.660	249.4
10	6.577	29.268	37.956	54.225	2'08.026	249.4
11	6.580	29.213	37.780	54.155	2'07.728	<b>250.0</b>
12	6.583	29.249	37.706	54.239	2'07.777	249.4
13	6.575	29.505	38.030	53.525	2'07.635	<b>250.0</b>
14	1'37.106	30.988	38.792	55.185	3'42.071	P 151.5
CASE L.						
15	6.583	29.854	38.526	55.420	2'10.383	248.3
16	9.820	38.511	46.596	1'27.740	3'02.667	134.2
17	12.725	50.604	1'18.279	1'43.379	4'04.987	112.5
18	12.715	52.515	58.797	1'15.711	3'19.738	120.9
19	6.608	30.098	39.174	55.646	2'11.526	246.0
20	6.670	30.656	38.295	56.892	2'12.513	244.9
21	<b>6.568</b>	31.549	39.276	55.973	2'13.366	<b>250.0</b>

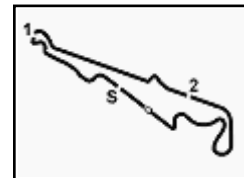
001 44 Ebimotors						
Giro	1	2	3	4	T. Giro	km/h
GAGLIARDINI A.						
1	10.033	31.391	39.109	55.214	18:24'23.096	244.3
2	6.570	30.321	38.248	55.558	2'10.697	250.0
3	6.579	30.088	38.471	55.293	2'10.431	249.4
4	6.567	30.263	38.610	55.843	2'11.283	250.6
5	6.564	30.417	38.154	55.145	2'10.280	250.0
6	6.572	<b>30.001</b>	38.250	55.235	2'10.058	249.4
7	6.582	30.037	<b>38.119</b>	55.231	<b>2'09.969</b>	249.4
8	6.581	30.022	38.394	55.019	2'10.016	248.8
9	6.590	30.069	38.803	<b>54.911</b>	2'10.373	249.4
10	6.569	30.331	38.465	55.697	2'11.062	249.4
11	6.583	30.390	38.298	55.646	2'10.917	249.4
12	6.588	30.127	38.476	55.573	2'10.764	248.8
13	6.587	30.614	38.509	54.904	2'10.614	P 248.8
14	1'18.025	31.833	38.955	57.065	3'25.878	P 150.8
DONATTIVI V.						
15	6.563	31.227	41.287	57.518	2'16.595	250.0
16	6.553	31.720	39.579	1'23.580	2'41.432	250.6
17	14.386	48.240	1'16.805	1'46.820	4'06.251	115.9
18	12.065	51.593	56.681	1'14.955	3'15.294	122.9
19	<b>6.514</b>	32.329	40.335	59.417	2'18.595	<b>252.3</b>
20	6.538	31.424	39.281	56.784	2'14.027	251.2
21	6.530	31.339	39.695	58.002	2'15.566	250.6

001 58 Autorlando Sport						
Giro	1	2	3	4	T. Giro	km/h
BERETTA M.						
1	9.641	30.733	38.573	54.643	18:24'20.939	241.6
2	6.580	29.857	38.141	54.717	2'09.295	248.3
3	6.579	29.911	38.135	54.811	2'09.436	249.4
4	6.588	29.903	38.315	54.495	2'09.301	247.7
5	6.579	29.802	38.190	54.680	2'09.251	247.7
6	6.591	30.033	38.484	54.810	2'09.918	247.7
7	6.602	29.743	38.419	55.015	2'09.779	247.7
8	6.590	30.073	38.150	54.870	2'09.683	248.8
9	6.580	29.816	38.064	54.704	2'09.164	248.8
10	6.567	29.856	38.355	54.981	2'09.759	248.8
11	6.574	29.881	38.361	53.864	<b>2'08.680</b>	P 248.8
12	1'16.141	31.310	39.103	55.549	3'22.103	P 157.7
CARBONI G.						
13	6.586	30.120	38.399	55.316	2'10.421	248.8
14	6.599	30.510	38.550	55.134	2'10.793	248.3
15	6.538	29.782	38.540	57.225	2'12.085	250.0
16	7.295	36.116	46.250	1'28.088	2'57.749	169.5
17	12.896	50.507	1'17.711	1'44.544	4'05.658	116.6
18	12.519	52.202	58.315	1'15.534	3'18.570	112.0
19	6.689	48.192	39.531	56.017	2'30.429	247.1
20	6.540	30.812	39.660	56.889	2'13.901	<b>250.6</b>
21	6.545	31.528	38.764	55.452	2'12.289	<b>250.6</b>

001 63 Imperiale Racing						
Giro	1	2	3	4	T. Giro	km/h
BARRI G.						
1	10.264	32.414	39.068	56.136	18:24'25.231	225.0
2	6.667	30.478	39.385	55.261	2'11.791	237.4
3	6.607	30.273	38.812	54.756	2'10.448	238.4
4	6.602	30.133	38.344	55.316	2'10.395	240.5
5	6.608	30.155	38.451	55.039	2'10.253	240.0
6	6.591	30.110	38.308	54.826	2'09.835	<b>241.6</b>
7	6.633	29.816	38.282	54.784	2'09.515	237.9
8	<b>6.585</b>	29.881	38.477	55.253	2'10.196	240.0
9	6.612	30.173	39.089	54.452	2'10.326	240.5
10	6.634	30.053	38.211	53.625	2'08.523	P 238.4
11	1'16.476	31.101	38.212	54.243	3'20.032	P 150.6
BORTOLOTTI M.						
12	6.673	29.943	38.080	<b>53.795</b>	2'08.491	236.3
13	6.641	<b>29.737</b>	38.005	54.894	2'09.277	237.9
14	6.650	29.813	38.189	54.088	2'08.740	236.8
15	6.608	29.969	40.380	57.246	2'14.203	237.9
16	6.680	32.269	44.672	1'28.197	2'51.818	228.3
17	12.868	50.497	1'17.684	1'45.126	4'06.175	106.9
18	12.083	52.116	58.217	1'14.965	3'17.381	116.8
19	6.623	31.153	38.492	54.227	2'10.495	235.3
20	6.661	29.845	38.099	53.796	<b>2'08.401</b>	240.5
21	6.628	29.837	<b>37.976</b>	54.606	2'09.047	238.9

001 77 BMS Scuderia Italia						
Giro	1	2	3	4	T. Giro	km/h
LUCCHINI L.						
1	10.575	32.759	38.875	56.053	18:24'25.611	240.0
2	6.596	30.631	40.807	55.677	2'13.711	243.2
3	6.628	30.054	38.585	55.396	2'10.663	243.2
4	6.618	30.041	38.596	55.045	2'10.300	243.2
5	6.605	29.940	38.441	55.054	2'10.040	244.3
6	6.613	29.841	38.397	54.872	2'09.723	243.2
7	6.612	29.742	38.488	55.220	2'10.062	243.8
8	6.589	30.195	38.698	55.632	2'11.114	244.3
9	6.609	29.826	38.815	55.195	2'10.445	243.8
10	6.607	29.946	38.956	54.729	2'10.238	P 243.2
11	1'32.573	30.297	37.943	54.511	3'35.324	P 144.4
PIER GUIDI A.						
12	6.609	29.252	37.910	<b>54.073</b>	<b>2'07.844</b>	242.7
13	6.627	<b>29.063</b>	37.974	54.319	2'07.983	243.2
14	6.622	29.327	<b>37.780</b>	54.146	2'07.875	243.2
15	6.583	29.269	38.839	57.911	2'12.602	244.3
16	6.839	31.500	39.415	1'23.575	2'41.329	237.4
17	14.388	48.496	1'16.612	1'47.300	4'06.796	106.9
18	12.185	50.915	56.402	1'14.659	3'14.161	176.2
19	<b>6.502</b>	30.985	39.062	54.395	2'10.944	<b>246.6</b>
20	6.569	31.299	38.520	54.410	2'10.798	245.5
21	6.541	30.938	38.591	55.825	2'11.895	244.9

001 103 Antonelli Motorsport						
Giro	1	2	3	4	T. Giro	km/h
ALESSANDRI P.						
1	12.867	34.466	41.768	59.015	18:24'35.465	229.3
2	6.815	32.527	40.198	58.500	2'18.040	234.3
3	6.828	31.789	40.419	58.013	2'17.049	234.3
4	6.835	32.472	40.185	58.380	2'17.872	234.8
5	6.842	31.612	40.636	58.746	2'17.836	233.3
6	6.832	31.712	40.649	58.973	2'18.166	232.8
7	6.852	32.046	40.515	58.171	2'17.584	232.3
8	6.825	32.290	40.772	58.355	2'18.242	233.3
9	6.834	31.747	40.227	58.013	2'16.821	P 233.3
10	1'27.338	32.772	40.177	57.654	3'37.941	P 141.9
PIPKIN J.						
11	6.829	31.219	39.971	57.225	2'15.244	235.3
12	6.816	<b>30.967</b>	<b>39.686</b>	57.151	<b>2'14.620</b>	233.8
13			39.793	<b>57.043</b>	2'14.987	
14	6.776	31.177	39.827	1'00.475	2'18.255	236.3
15	6.827	32.231	1'00.895	1'28.205	3'08.158	233.3
16	13.029	50.256	1'18.505	1'42.953	4'04.743	101.5
17	13.092	52.318	58.866	1'16.207	3'20.483	113.1
18	6.787	33.893	41.550	58.727	2'20.957	233.8
19						



# Paul Ricard Racing Weekend 29-31 August 2014

## C.I. Gran Turismo - Analisi Tempi Gara 1

Paul Ricard 5.842 m

001 104 Antonelli Motorsport						
Giro	1	2	3	4	T. Giro	km/h
BACCANI A.						
1	12.216	33.786	40.323	57.864	18:24'31.538	225.0
2	6.862	31.270	39.832	57.585	2'15.549	230.3
3	6.840	31.046	39.959	57.177	2'15.022	231.3
4	6.833	31.044	39.765	57.143	2'14.785	232.8
5	6.834	<b>30.891</b>	40.008	<b>56.968</b>	<b>2'14.701</b>	233.3
6	6.835	31.109	<b>39.742</b>	57.351	2'15.037	232.8
7	6.850	31.059	39.820	57.350	2'15.079	232.8
8	6.833	30.950	39.907	57.376	2'15.066	232.8
9	6.819	31.053	39.948	57.667	2'15.487	232.8
10	6.867	31.185	39.885	57.232	2'15.169	230.3
11	6.862	31.583	40.082	57.213	2'15.740	232.3
12	6.839	31.434	41.341	57.670	2'17.284	232.8
13	6.830	31.122	40.444	57.630	2'16.026	P 231.8
14	1'20.916	41.146	41.515	1'00.148	3'43.725	P 134.5
VENEROSI PESCIOLINI P.						
15	6.916	32.862	41.293	59.395	2'20.466	229.8
16	6.906	32.238	41.492	59.422	2'20.058	230.3
17	6.924	32.765	42.314	1'43.410	3'05.413	230.8
18	14.337	48.546	56.364	1'13.854	3'13.101	133.7
19	<b>6.807</b>	33.227	42.123	59.831	2'21.988	<b>234.8</b>
20	6.850	33.520	41.187	59.029	2'20.586	232.8
21	6.824	32.471	41.235	1'00.147	2'20.677	234.3

001 111 'Spezz'						
Giro	1	2	3	4	T. Giro	km/h
"SPEZZ"						
1	12.247	34.155	42.404	59.519	18:24'35.674	224.1
2	6.745	31.592	39.985	57.476	2'15.798	<b>236.8</b>
3	6.762	31.593	40.299	57.323	2'15.977	234.8
4	<b>6.713</b>	31.222	39.708	56.887	2'14.530	236.3
5	6.775	30.920	39.657	57.097	2'14.449	235.3
6	6.778	<b>30.784</b>	39.686	<b>56.752</b>	<b>2'14.000</b>	235.3
7	6.767	31.682	39.637	57.465	2'15.551	236.3
8	6.762	30.798	39.626	57.176	2'14.362	235.3
9	6.778	31.208	<b>39.528</b>	57.244	2'14.768	235.8
10	6.775	31.223	39.972	57.279	2'15.249	233.8
11	6.769	30.979	39.534	57.597	2'14.879	P 234.8
12	1'19.976	32.023	39.542	57.204	3'28.745	P 139.9

001 116 Mancinelli Daniel						
Giro	1	2	3	4	T. Giro	km/h
MANCINELLI D.						
1	11.442	32.783	40.160	56.102	18:24'27.836	233.3
2	6.784	30.713	39.537	56.160	2'13.194	<b>238.9</b>
3	6.774	<b>30.360</b>	39.476	<b>55.993</b>	<b>2'12.603</b>	<b>238.9</b>
4	<b>6.764</b>	30.444	39.414	56.218	2'12.840	<b>238.9</b>
5	6.807	30.664	39.335	56.159	2'12.965	237.9
6	6.790	30.450	39.553	56.646	2'13.439	237.4
7	6.798	30.496	39.528	56.420	2'13.242	237.4
8	6.785	30.612	39.373	56.689	2'13.459	238.4
9	6.798	30.515	39.324	56.652	2'13.289	237.4
10	6.797	30.697	<b>38.759</b>	57.185	2'13.438	237.9
11	6.783	30.736	39.650	55.742	2'12.911	P 236.8
12	1'19.644	34.169	41.841	59.869	3'35.523	P 135.7
GOLDSTEIN S.						
13	6.846	32.691	41.243	59.259	2'20.039	236.3
14	6.825	32.746	41.445	59.639	2'20.655	235.8
15	6.828	32.644	41.141	1'00.551	2'21.164	235.8
16	7.346	36.680	45.625	1'02.208	2'31.859	196.0
17	7.358	35.562	45.638	1'47.145	3'15.703	198.2
18	14.345	48.792	56.921	1'13.905	3'13.963	140.6
19	6.804	33.532	42.572	59.531	2'22.439	236.8
20	6.785	32.310	41.784	59.153	2'20.032	238.4
21	6.818	33.208	41.347	59.684	2'21.057	236.8

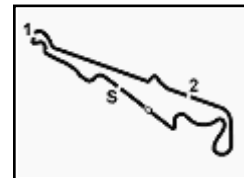
001 123 Drive Technology Italia						
Giro	1	2	3	4	T. Giro	km/h
PANZAVUOTA M.						
1	12.586	34.234	41.381	58.528	18:24'34.078	224.1
2	6.797	31.810	40.469	57.639	2'16.715	235.3
3	6.793	31.865	<b>40.155</b>	57.550	2'16.363	233.8
4	<b>6.773</b>	31.989	40.188	57.562	2'16.512	234.8
5	6.788	31.647	40.305	<b>57.240</b>	<b>2'15.980</b>	233.8
6	6.841	31.794	40.381	58.254	2'17.270	233.3
7	6.858	31.937	40.262	58.048	2'17.105	232.3

8	6.874	<b>31.588</b>	40.454	57.598	2'16.514	232.3
9	6.809	31.703	40.174	57.985	2'16.671	233.8
10	6.829	32.249	40.495	57.866	2'17.439	P 232.3
11	1'20.176	33.147	41.487	59.245	3'34.055	P 140.3
BODEGA G.						
12	6.794	32.672	41.314	58.880	2'19.660	233.3
13	6.812	32.698	41.014	58.136	2'18.660	235.3
14	6.785	31.864	40.870	1'00.038	2'19.557	233.8
15	6.820	32.960	1'01.047	1'28.207	3'09.034	230.3
16	12.948	50.487	1'18.005	1'41.754	4'03.194	102.8
17	13.744	53.096	58.804	1'16.839	3'22.483	108.7
18	6.793	33.562	42.078	1'01.697	2'24.130	234.8
19	6.798	33.492	41.347	59.109	2'20.746	<b>235.8</b>
20	6.783	33.061	40.542	58.780	2'19.166	235.3

001 132 Antonelli Motorsport						
Giro	1	2	3	4	T. Giro	km/h
GALBIATI M.						
1	13.691	34.140	41.771	59.710	18:24'36.661	227.4
2	6.930	31.963	40.735	59.355	2'18.983	231.3
3	6.930	32.049	40.930	58.684	2'18.593	229.8
4	6.926	32.067	41.019	58.644	2'18.656	230.8
5	6.943	32.017	40.668	58.921	2'18.549	230.3
6	6.927	31.737	40.485	58.731	2'17.880	231.3
7	6.913	32.067	40.789	58.462	2'18.231	230.8
8	6.923	31.946	41.130	59.025	2'19.024	229.3
9	6.931	32.066	41.160	58.223	2'18.380	P 230.3
10	1'40.709	32.365	39.751	57.829	3'50.654	P 136.9
PASSUTI C.						
11	6.967	31.013	39.949	<b>56.906</b>	2'14.835	229.3
12	6.863	<b>30.894</b>	<b>39.669</b>	57.222	<b>2'14.648</b>	232.3
13	6.876	30.989	40.138	58.232	2'16.235	230.3
14	6.852	32.091	40.867	58.170	2'17.980	231.8
15	6.829	32.053	43.470	1'28.330	2'50.682	232.3
16	12.876	50.573	1'17.313	1'45.205	4'05.967	125.4
17	12.280	52.108	57.847	1'15.386	3'17.621	115.3
18	6.849	32.582	41.775	1'00.026	2'21.232	233.3
19	6.885	30.956	39.844	57.130	2'14.815	232.8
20	<b>6.805</b>	31.212	39.726	58.165	2'15.908	<b>235.3</b>

001 133 "El Pato"						
Giro	1	2	3	4	T. Giro	km/h
"EL PATO"						
1	11.817	33.469	40.145	58.063	18:24'30.843	241.1
2	6.726	31.313	39.781	57.392	2'15.212	243.2
3	6.733	31.380	39.949	56.828	2'14.890	246.6
4	6.711	30.746	39.388	57.005	2'13.850	247.1
5	6.697	30.926	<b>38.486</b>	59.245	2'15.354	<b>248.8</b>
6	6.724	31.324	40.008	56.863	2'14.919	244.9
7	6.701	31.291	40.006	57.553	2'15.551	244.3
8	6.697	31.274	39.921	57.018	2'14.910	243.8
9	6.794	31.327	40.033	56.847	2'15.001	P 245.5
10	1'36.904	32.812	39.837	<b>56.721</b>	3'46.274	P 150.4
ZANARDINI M.						
11	6.691	<b>30.710</b>	39.491	56.756	<b>2'13.648</b>	247.1
12	6.687	30.959	39.687	56.854	2'14.187	246.0
13	6.679	31.134	39.777	56.950	2'14.540	247.1
14	6.689	30.944	39.686	57.668	2'14.987	246.6
15	6.753	32.544	40.921	57.705	2'17.923	230.3
16	6.692	32.202	40.837	57.957	2'17.688	247.1
17	6.809	35.167	46.046	1'47.065	3'15.087	210.5
18	14.639	48.473	56.963	1'13.390	3'13.465	135.3
19	6.657	32.490	39.835	58.009	2'16.991	243.8
20	<b>6.642</b>	31.498	43.661	59.058	2'20.859	<b>248.8</b>
21	6.678	31.501	40.152	57.267	2'15.598	246.0

001 134 Tempesta Sascha						
Giro	1	2	3	4	T. Giro	km/h
TEMPESTA S.						
1	11.764	33.039	40.026	58.511	18:24'30.689	242.2
2	6.733	31.063	39.609	57.313	2'14.718	242.7
3	6.804	30.910	39.440	57.408	2'14.562	237.9
4	6.782	30.666	39.537	57.084	2'14.069	239.5
5	6.770	30.761	39.446	58.119	2'15.096	241.1
6	6.763	30.807	39.639	57.373	2'14.582	238.9
7	6.769	31.832	40.214			



Paul Ricard 5.842 m

## Paul Ricard Racing Weekend 29-31 August 2014

### C.I. Gran Turismo - Analisi Tempi Gara 1

4 / 4

IACONE S.						
11	6.703	30.962	39.248	56.396	2'13.309	242.7
12	6.688	30.684	<b>39.044</b>	57.272	2'13.688	242.7
13	6.717	30.616	39.244	56.266	<b>2'12.843</b>	241.1
14	6.678	<b>30.612</b>	39.498	57.896	2'14.684	243.2
15	6.691	31.364	39.548	57.698	2'15.301	241.6
16	7.021	32.504	41.427	59.279	2'20.231	233.8
17	7.151	33.237	44.111	1'41.953	3'06.452	197.8
18	14.097	47.764	57.271	1'12.759	3'11.891	151.7
19	6.640	32.387	40.645	<b>56.251</b>	2'15.923	<b>245.5</b>
20	6.651	31.618	39.687	56.763	2'14.719	243.2
21	<b>6.633</b>	31.506	41.111	57.998	2'17.248	244.3

001		202 Giudici Gianni				
Giro	1	2	3	4	T. Giro	km/h
GIUDICI G.						
1	14.009	34.673	42.961	1'00.882	18:24'39.874	217.3
2			42.302	1'00.779	2'23.588	
3	7.028	33.714	42.516	1'01.147	2'24.405	229.8
4	7.074	33.620	42.003	1'01.237	2'23.934	225.0
5	7.064	33.460	41.964	1'01.274	2'23.762	225.5
6	7.044	33.677	42.029	1'01.086	2'23.836	223.6
7	7.030	33.424	42.440	1'01.196	2'24.090	224.5
8	7.069	33.292	42.506	1'03.718	2'26.585	223.1
9	7.523	40.405	54.888	1'11.654	2'54.470	184.3
10	8.699	38.337	52.165	1'17.397	2'56.598 P	172.2
11	1'38.963	39.078	49.486	1'16.357	4'23.884 P	111.0
12	8.202	40.413	51.268	1'06.801	2'46.684	177.9
13	7.219	38.890	49.759	1'08.384	2'44.252	198.9
14	7.103	36.064	45.829	1'03.035	2'32.031	213.9
15	7.072	34.387	46.317	1'47.509	3'15.285	222.2
16	13.876	49.565	56.297	1'14.907	3'14.645	147.9
17	7.112	35.816	42.021	1'01.847	2'26.796	198.9
18	<b>6.957</b>	<b>33.153</b>	42.256	1'01.312	2'23.678	<b>231.3</b>
19	6.999	33.297	<b>41.657</b>	<b>1'00.756</b>	<b>2'22.709</b>	228.3

P = Box In/Out - C = Tempo Invalidato